


Sautter's Brand New Website!

574-293-5584



Sautter's is going electronic! This will be our final newsletter mailing to Sautter's Floral, Garden Center and Landscape customers. We encourage all patrons and those receiving the newsletter by mail to visit our new website www.Sautters.net and sign up to receive the electronic version of all future newsletters. As a thank you for your business and for taking the time to sign up, Sautter's will send you, via e-mail, a coupon to redeem a free gift in our Garden Center. This free gift is available to anyone who signs up for future electronic newsletters. This offer will be available while supplies last. One free gift per household please. If you do not have access to e-mail and would like to continue receiving the newsletter by mail, please contact our office for special arrangements. Of course, a copy will always be available to you in our Garden Center and Floral Shop. We encourage you to sign up now on our website www.Sautters.net. Go to the Garden Center page and click on the newsletter sign-up button.



Sautter's
will be *closed* on
July 4th.



Sautter's Garden Center Hours

Mon-Fri	8.00-6.00
Sat.	8.00-5.00
Sun	11.00-3.00

Sautter's Floral Shop Hours

Mon-Fri	8.00-5.30
Sat.	8.00-3.00
Sun.	Closed

It's a good time of
year to prune your
Maple or Birch trees.



Keep your annual flowers looking good even in hot, dry summer weather! Annual flowers are very heavy feeders, so be sure to feed them according to your fertilizer's instructions. Also, most annuals will flower better if the old spent blossoms are removed. Be sure to water accordingly, and try to keep your hanging baskets out of the wind.

COUPON

Save 20%

Garden Flags

Offer good thru July 31st.

Limit one per coupon

COUPON


Save 20%

Any **chime** in the garden center!


Offer good thru July 31st.

Limit one per coupon

Sautter's Workshops



Sat., July 12th, 10:00 a.m. Terra Cotta Bird Bath: Make your own terra cotta bird bath. It's fun & simple.	\$10.00
Sat., July 26th & Aug 2nd, 10:00 a.m. Hypertufa trough garden: This two-part workshop consists of making a hypertufa trough one week & designing and planting the next week.	\$15.00 week 1
	Cost of materials, week two
Sat., Aug. 16th, 10:00 a.m. Hostas Join us for this informative talk on Hostas. Learn the in's & out's of caring for & maintaining Hostas.	Free
Sat., Sept. 6th, 10:00 a.m. Wooden Magnets: Join us while we make these colorful accent pieces. Perfect for any ' fridge'.	\$10.00
Sat., Sept. 13th, 10:00 a.m. Cast A Leaf This is great garden art! We'll show you how to make your own!	\$15.00
Sat., Sept. 26th, 10:00 a.m. Drought Tolerant Plants Got a hot, dry area? We'll show you what to plant.	Free
Sat., Oct. 11th, 10:00 a.m. Corn Husk Dolls. We're all going to learn this one together.	\$15.00
Sat., Oct. 18th, 10:00 a.m. Bonsai Learn how to begin as well as maintain your Bonsai.	Free
Sat., Oct.25th, 10:00 a.m. Pumpkin Painting An old favorite! Doesn't matter what age you are, it's fun for all!	\$10.00
Sat., Nov. 1st, 10:00 a.m. Twiggery Make a great trellis using twigs. Perfect for your houseplants!	\$10.00
Sat., Nov 22nd, 10:00 Bird Feed Wreath Your feeders and seed are contained on one festive wreath.	Cost of materials
Sat., Dec. 6th, 10:00 Make A Wreath Make a beautiful outdoor wreath for your door or window. Also, as a bonus, we'll have a bow making class as well.	\$20.00
Sat., Dec. 13th, 10:00 Evergreen Planters Great containers for your porch, deck, or even your dining room table.	\$20.00




**Please stop in or call 574-293-5584 today and register for any or all
workshops & seminars**

Keep Your Perennials Producing Longer!

Most perennials have a season of bloom, be it spring, summer, late summer, or fall. Did you know with a little deadheading or 'cutting back' you can force another bloom?

After your plant's initial bloom, cut it back approximately 1/3, fertilize it, and soon it will be blooming again. This is not a guarantee, as some plants are only meant to bloom once, such as some varieties of Bleeding Hearts. Most will surprise you with an additional round of color.

Hydrangeas: “To prune or not to prune”

- #1 Determine if your hydrangea is a macrophylla, serrata, arborescens, paniculata or quercifolia.
- #2 If it is a macrophylla, serrata, or quercifolia, your plant blooms on old wood. Prune immediately when flowers start to fade in the late summer to early fall. Do not prune in late fall as you will cut all your flower buds off.
- #3 If you have determined your shrub is a paniculata or arborescens, then it should be cut to the ground in late winter or early spring. To reduce the new canes from flopping over with weight, cut the old stems 18-24” from the ground. This creates a frame to hold new growth up.
- #4 Regardless of your type of Hydrangea, it’s always a good idea to protect your plants in the winter by building a ‘room’ for the plant. Use  stakes at all 4 corners of the plant and wrap with burlap or old sheets. Fill this room with grass clippings and leaves to protect the plant from freezing temperatures and cold winds. Be sure not to over heat the plant.
- #5 There are a few Hydrangeas, such as ‘Endless Summer’ which bloom either on new or old wood.

Garden, Pet & Livestock Dust

This stuff is great! Not only does it effectively control insects on fruit trees and vegetables, it can also be used on dogs and cats to kill fleas! This is not a petroleum-based product either. It is made from crushed Chrysanthemums so it is an organic product.



Sautter’s Tropical Plants

Visit our store and browse thru our extensive selection of house-plants. We have in stock anything from high light to low light plants and plants that are tall to small.



Summer Planting

There is a long-held belief that we should not plant during the hot, dry summer months. This is actually not true. We can plant to our heart’s content any time of the year as long as the soil is not frozen. When we plant during the summer months, we are responsible for making sure that our new plantings get watered properly. Mother Nature doesn’t quite meet plant requirements during summer months. This is an especially crucial time to use Fertilome Root Stimulator to help your plants get thru the critical transplant time. So don’t hang up your gardening gloves! Grab some iced tea, and let’s get planting!

Stop in and check out our new supply of gardening aprons and collapsible wheel barrels.

Why Add Mulch?

Mulch is not just for beauty. Mulch helps hold down weed populations and helps keep your plants’ roots cool and moist during hot summer weather.

Don’t Forget our Feathered Friends

While it is true that birds have an abundance of natural food during the summer months, they will still frequent a filled feeder. Many birds will first bring their young to a feeder because they know it’s a constant. It is very enjoyable to just sit back and watch a mother and her babies feed. Also, some birds will actually become rather dependent on your feeders, so it is important to keep them filled. Many different birds are migrating through the area during summer and it’s great fun to see all the new types.

Hummingbirds will visit your hummingbird feeder all thru the summer. You will be able to watch their mating habits (the male bird makes huge arcs), view minor disagreements (they are very territorial), and see the parents teach the young.



Organization

1725 Toledo Rd.
Elkhart, In 16516

Your Address Line 4

Phone: 574-293-5584
Fax: 574-293-7590
Email: jackie@sautters.net

This would be a good place to insert a short paragraph about your organization. It might include the purpose of the organization, its mission, founding date, and a brief history. You could also include a brief list of the types of products, services, or programs your organization offers, the geographic area covered (for example, western U.S. or European markets), and a profile of the types of customers or members served.

It would also be useful to include a contact name for readers who want more information about the organization.

We're on the Web!
example.microsoft.com

The Potting Bench By: Susie Klepinger

This article is supposed to be about houseplants, but at this time of year it is impossible not to be awed by the happenings outside our doors. First the bulbs exploded with spring color, followed quickly by the flowering trees and shrubs. Now the perennials start their show, punctuated by the continual display of annuals. This was certainly worth the winter wait!

As of now, my houseplants have been moved from their nooks inside to the screened porch outside. I still had to cover them with a sheet two nights as the temperatures dipped to 39 degrees in late May. Tropical houseplants do well if the nighttime temperature stays around 50 degrees. Of course, cacti can handle temps in the mid 40's, and some are winter hardy in this area. An opuntia cactus has lived in a full sun space in my garden for years and blooms reliably for a few short days each summer. The yellow flower is incredible, but the plant spreads rapidly. It is very tricky to deal with as the glochids, its form of thorns, are small and deceptively warm and fuzzy looking. (I have spent much time unhappily trying to remove these from my fingers.) Then it flowers again, and I give it another reprieve.

If you move your plants outside for the summer, be aware that bright light or full sun inside means dappled light or shade outside. The leaves of your plant will get a sunburned or scorched look if it is getting too much sun or if it is not given a chance to adjust to its new surroundings. This damage is permanent. A reddish tint is another sign that a plant, particularly a succulent, is getting too much light. This only stresses the plant, and it will return to its natural color as soon as the light level decreases. Aloes and Christmas cacti are particularly susceptible to this occurrence.

Watch water that is available to container plants outside. This is the time of the year that we have frequent rains, and the plants receive too much of a good thing. During this period, keep them where you can control their water consumption.

Wherever you enjoy your houseplants, inside or out, keep up the vigil of cleanliness and insect checks. "To everything there is a season", and now is the season to just enjoy the show.

